

Instructions for the students

Before Online application for Admission students should have the following

* For UG admission students should register with University at website <https://rtmnu.university> and generate ARN(Admission Registration Number) which is mandatory for application to college.

- A) All original documents should be uploaded online.
- B) Mandatory Documents:
 - Transfer Certificate
 - SSC Mark sheet
 - HSC Mark sheet
 - Aadhar Card (Student, Parent)
 - Eligibility Migration (Only For other Board/University)
 - Baptism Certificate (Only For Christian Students)
- C) Soft copy of latest Passport size photograph and signature.
- D) Payment Mode: -
 1. Online Payment through Debit/Credit Card,
 2. Net banking/Upi

How to Apply for Online Registration

- Visit website

<https://enrolonline.mastersofterp.in/CollegeHome/Index/HCN>

NOTICE

Important dates for Online Registration

COURSE	START DATE	END DATE
B.A - 1	01/04/2020	30/06/2020
B.A - 3	01/03/2020	30/04/2020
B.B.A - 1	01/03/2020	30/04/2020

[STUDENT LOGIN](#)

[INSTITUTE LOGIN](#)





[Register Now](#)

[Forgot Password](#)

[SIGN IN](#)

➤ *Click on Register Now button*


NOTICE

Important dates for Online Registration

COURSE	START DATE	END DATE
B.A - 1	01/04/2020	30/06/2020
B.A - 3	01/03/2020	30/04/2020
B.B.A - 1	01/03/2020	30/04/2020

[STUDENT LOGIN](#)

[INSTITUTE LOGIN](#)





[Register Now](#)

[Forgot Password](#)

[SIGN IN](#)



- Enter required information for registration and click on Register button

Register

Email address(optional)

Mobile number

Username

Please do not enter email id or mobile number as user name.

Password

Please do not enter email id or mobile number as password.

Confirm password

Please do not enter email id or mobile number as password.

REGISTER

- User ID and Password will be sent on registered mobile number and email
- Enter User ID and Password in student Login and click on Sign In button

NOTICE

Important dates for Online Registration

COURSE	START DATE	END DATE
B.A - 1	01/04/2020	30/06/2020
B.A - 3	01/03/2020	30/04/2020
B.B.A - 1	01/03/2020	30/04/2020

STUDENT LOGIN

INSTITUTE LOGIN

8788766509

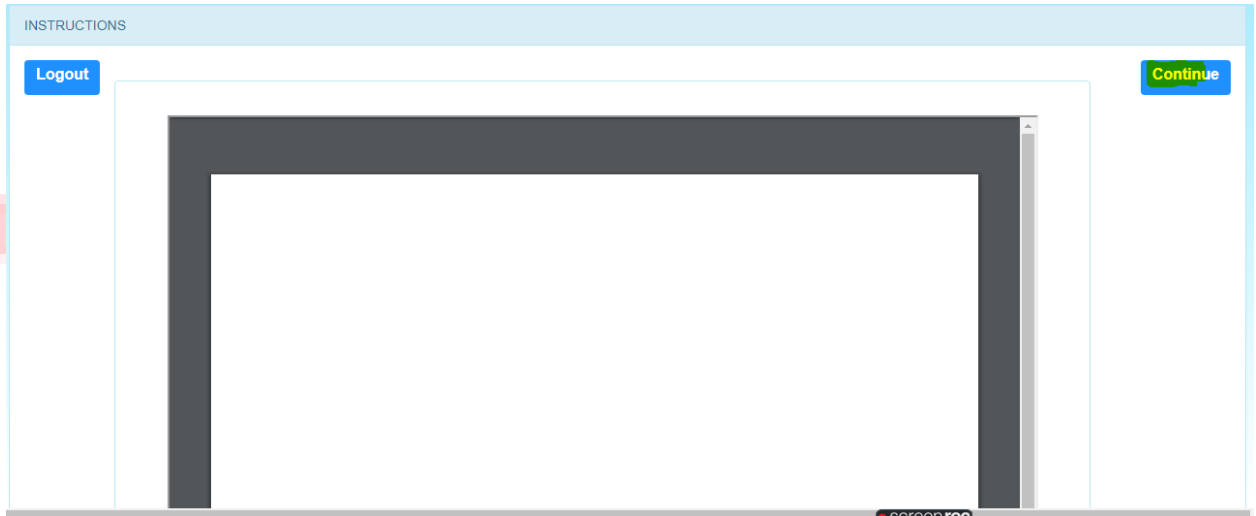
.....

Register Now

Forgot Password

SIGN IN

➤ Read Instructions carefully and click on Continue button



➤ Enter Personal Details and Click on Save and Next button

MasterSoft Cloud
Hello, 8788766509

- Personal Details
- Address Details
- Last Qualifying Exam Details
- Education Details
- Document Details
- Subject Details
- Photo Details
- Make Payment
- Confirm Registration
- Application Reprint

Online Registration -> Personal Details

Note : * Marked Is Mandatory !

Basic Course *	Please Select	Father's First Name	Enter Father First Name
Course *	Please select course	Father's Middle Name	Enter Father Middle Name
Title *	Please Select	Father's Last Name	Enter Father Last Name
Last Name/Surname *	Enter Last Name	Father Name	Enter Father Name
First Name	Enter First Name	Father's Occupation	Please Select
Middle Name	Enter Middle Name	Physical disabled	Please Select
Gender *	Please Select	Aadhaar No. *	Aadhaar No.
Mobile No. *	8788766509	Family Annual Income	Enter Family Annual Income
Email Id	Enter Email	Eligibility Number	Enter Eligibility No
Last Exam Roll	Enter Place of Birth	Guardian Name	Enter Guardian Name

➤ Enter Address details and click on Save and Next button

RESIDENCE / PERMANENT ADDRESS

Permanent Address	<input type="text" value="a"/>	City/Village *	<input type="text" value="Please select City"/>
Country *	<input type="text" value="INDIA"/>	House Number	<input type="text" value="Enter House No."/>
State *	<input type="text" value="MAHARASHTRA"/>	Gram Panchayat	<input type="text" value="Enter Grampanchayat"/>
District *	<input type="text" value="SOLAPUR"/>	Pin Code	<input type="text" value="Enter Pin Code"/>

CORRESPONDENCE / LOCAL ADDRESS

Same as Permanent Address

Temporary Address	<input type="text" value="a"/>	City/Village *	<input type="text" value="Please select City"/>
Country *	<input type="text" value="INDIA"/>	House Number	<input type="text" value="Enter House No."/>
State *	<input type="text" value="MAHARASHTRA"/>	Gram Panchayat	<input type="text" value="Enter Grampanchayat"/>
District *	<input type="text" value="SOLAPUR"/>	Pin Code	<input type="text" value="Enter Pin Code"/>

➤ Enter Last Qualifying exam details and click on Save & Next button

MasterSoft Cloud
Hello, 8788766509

Personal Details

Address Details

Last Qualifying Exam Details

Education Details

Document Details

Subject Details

Photo Details

Make Payment

Confirm Registration

Application Reprint

Online Registration -> Last Qualifying Exam Details

Note : * Marked Is Mandatory !

Last Exam Name *	<input type="text" value="12TH SCI"/>
Board/University	<input type="text" value="Enter Board/University Name"/>
School/College *	<input type="text" value="ssa"/>
Place	<input type="text" value="School District/City/Taluka"/>
Year Of Passing	<input type="text" value="Enter Year of Passing"/>
Passing Certificate Number	<input type="text" value="Enter Passing Certificate Number"/>
Total Marks *	<input type="text" value="600"/>
Obtained Marks *	<input type="text" value="400"/>
Percentage	<input type="text" value="66.67"/> %

Note: Do not enter marks for not applicable subject.

Subject	Obt. Marks	Total Marks
PHYSICS*	67	100
MATHS*	55	100

Stream

➤ Enter Educational details and click on Save & Next button

MasterSoft Cloud
Hello, 8788766509

Personal Details
Address Details
Last Qualifying Exam Details
Education Details
Document Details
Subject Details
Photo Details
Make Payment
Confirm Registration
Application Reprint

Online Registration -> Educational Details

Note : * Marked Is Mandatory !

Exam Name *	HSC	Obtained Marks *	400
Board/University *	PUNE BOARD	Total Marks *	600
School/College	SSA	Percentage	66.67 %
Year Of Admission	Enter Year of Admission	Result	Enter Result (Pass/Fail)
Date of Passing	Enter Date of Passing	Credit Earned	Enter Credit Earned
Year Of Passing *	2019	CGPA	Enter CGPA
Exam Seat Number	Enter Exam Seat No	Grade	Enter Grade
Passing Certificate Number	Enter Passing Certificate Number		
HSC/+2 with Maths	<input checked="" type="radio"/> Yes <input type="radio"/> No		

Skip Save & Next

➤ Upload necessary documents if needed and click on Save & Next button

Maximum valid file size is 200 kb.

MasterSoft Cloud
Hello, 8788766509

Personal Details
Address Details
Last Qualifying Exam Details
Education Details
Document Details
Subject Details
Photo Details
Make Payment
Confirm Registration

Online Registration -> Document Details

SCIENCE TEST UNIVERSITY Log Out

Upload Document

Name of document Upload Document

10TH MARKSHEET Browse... docu.jpg

* Please select valid image file(e.g. JPG, JPEG, GIF, PNG, PDF)
* maximum size 200 kb

Document List

Name of Document	Download	Delete
------------------	----------	--------

Skip Save & Next

➤ Select subjects details and click on Save & Next button

Online Registration -> Subject Details

* Marked Is Mandatory !

Medium / Instruction Medium * ENGLISH

Subject Selection

Select Language I * ENGLISH

Select Language II * MARATHI LITERATURE

Select Optional Subject *

Select	Subject
<input checked="" type="checkbox"/>	COMMUNICATE ENGLISH
<input checked="" type="checkbox"/>	PHILOSOPHY
<input checked="" type="checkbox"/>	SOCIOLOGY
<input checked="" type="checkbox"/>	POLITICAL SCIENCE
<input checked="" type="checkbox"/>	HISTORY

Select any 1 language from language I.

Select any 1 language from language II.

Select only 5 optional subjects.

screenrec Save & Next

➤ Upload Photo & Signature and click on Proceed button

➤ Maximum valid file size is 500 kb and 300 kb

Online Registration -> Photo and Signature Details

Student Photo

Upload Photo

Please Select valid image file(e.g. JPG,GIF,PNG) (Max size 500 kb)

Student Signature

Upload Sign

Please Select valid image file(e.g. JPG,GIF,PNG) (Max size 300 kb)

Science Test University Log Out

screenrec Save & Next

➤ Click on Confirm

MasterSoft Cloud
Hello, 8788766509

- Personal Details
- Address Details
- Last Qualifying Exam Details
- Education Details
- Document Details
- Subject Details

Online Registration --> Application Confirm

Note: You can not update application once confirmed.

By clicking **Confirm**, you agree to the Terms and Conditions set out by this site, including our Cookie Use.

PREVIEW **CONFIRM**

➤ Click on Print Application

MasterSoft Cloud
Hello, 8788766509

- Personal Details
- Address Details
- Last Qualifying Exam Details
- Education Details
- Document Details
- Subject Details
- Photo Details
- Make Payment
- Confirm Registration

Online Registration --> Application Confirm



Congratulations! Your application is registered successfully.

Note: You can not update the application once confirmed.

Registration No. : **184956**

Print Application

➤ Sample Admission Form

	HISLOP COLLEGE Temple Road, Civil Lines, Nagpur 440001		College Code :HCN	
	For College use only	Course Admitted to:	Registration No.	
	Admission Date :			
01. Personal Information Section				
	LAST NAME	FIRST NAME	MIDDLE NAME	
Name of the Student				
Father's Name				
Mother's Name :				
Marital Status :		SaraI No. :		
Date of Birth :		Gender :		
Place of Birth :		Blood Group :		
Grandfather Name :		Native Place :		
Voter ID Card No. :		Organ Donar :	Medium :	
Bank Name :		Account No. :	Transaction Type :	
Religion :		Citizen of :	UDISE No. :	
Aadhar Card No. :		Driving Licence No. :	Minority:	
02. Address Details				
Address for Correspondence:				Pin Code :
State .	District :	Tehsil :	City .	
Permanent Address				Pin Code :
State :	District :	Tehsil :	City :	

Submit application form with necessary documents to the admission committee as per schedule.