

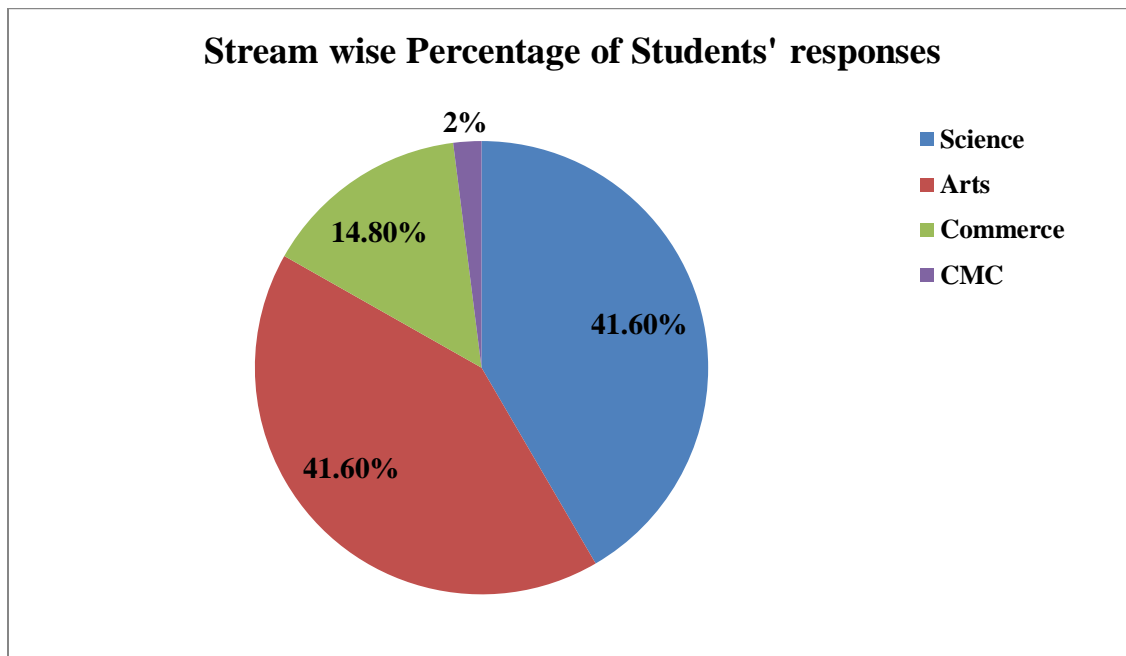
Hislop College, Nagpur

Student Satisfaction Survey- session 2021-2022

The annual student satisfaction survey was conducted in Hislop College for the session 2021-22 during 19nd June to 22th June 2022. The session 2021-22 was a mixed session with respect to Teaching Learning and Evaluation as the first semester of this session was completely online session and the second semester was offline. So, it was decided to collect students' feedback on purely TLE. A Google form questionnaire was prepared by setting questions related to TLE and the questionnaire was made Department specific. The link of the questionnaire was sent on students' what's app groups. In all 3756 students' responses were received.

Some questions on TLE were framed on a 4 point scale in which 4 being the highest rating with maximum score of 4 and 1 being the lowest. The analysis of these responses on the questions in the SSS survey is presented below.

The stream wise break up of 3756 responses is shown below.



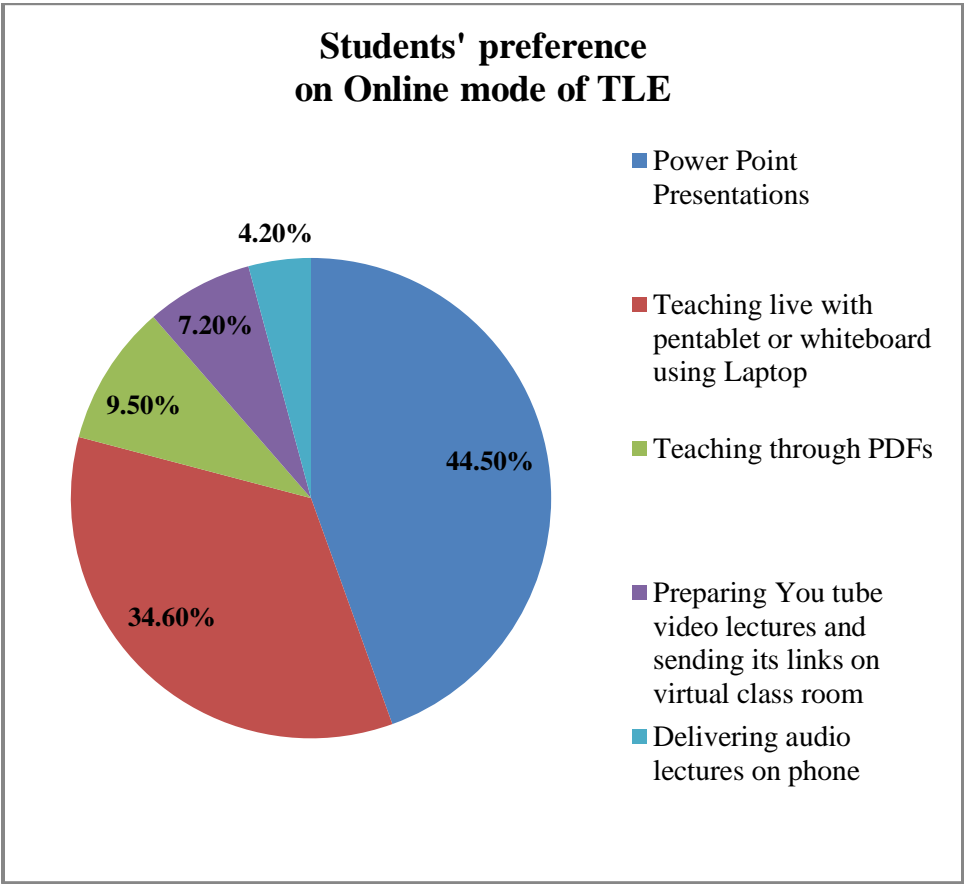
Out of the 3756 students' responses 86.3 responses were from UG students and remaining were from PG students.

The questionnaire had the following statements regarding teacher's parameters and students assigned scores on a scale of 1 to 4 on these statements (1 being the lowest score). The average scores on a 4-point scale for each parameter / statement about teacher's quality are calculated based on 3756 responses that are considered as Student Satisfaction indices.

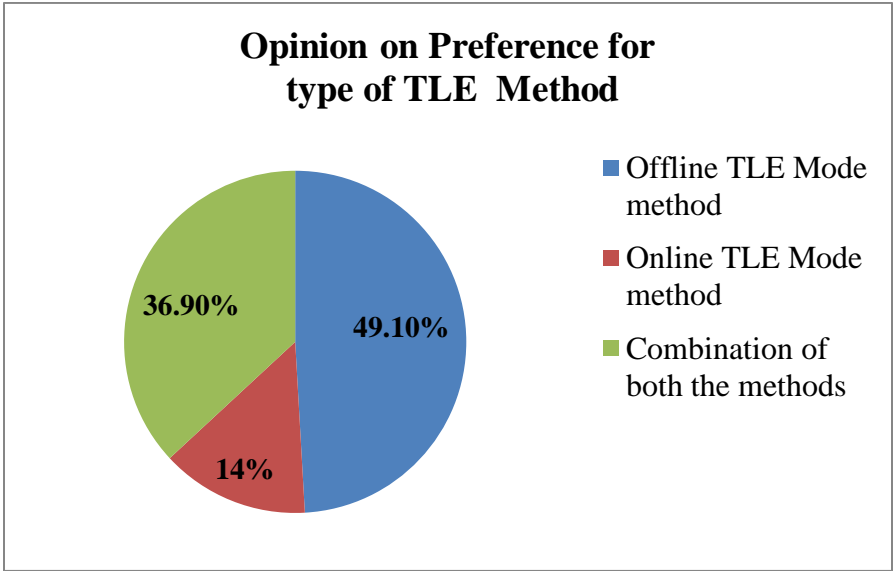
- 1) Teacher's Preparation for the class: **3.387**
- 2) Completion of course syllabus in the class: **3.445**
- 3) Teachers ability to communicate with students during their online sessions: **3.376**
- 4) Teacher's ability to explain course matter clearly and to stimulate interest in course topics during lectures: **3.373**
- 5) Teacher's ability to clear doubts of students in the class: **3.415**
- 6) Teacher's regularity for engaging the classes: **3.405**
- 7) Teacher illustrates the concepts through examples & applications: **3.387**
- 8) Teacher identifies strengths of students and encourages them by providing right level of motivation: **3.285**
- 9) Teachers encourage you to participate in Curricular, Extracurricular activities of college / department and in the intercollegiate Competitions : **3.315**
- 10) Even during online teaching session, you were provided with enough opportunities to participate in extracurricular online activities: **3.274**
- 11) Rate the fairness of the internal evaluation process in your department: **3.372**
- 12) The Institution provides you multiple opportunities to learn and grow. **3.30**
- 13) Your teachers inform you about your expected competencies, course outcomes and programme outcomes. **3.32**
- 14) Online / Offline Unit tests / examinations are regularly conducted in the class by your teachers. **3.30**
- 15) How satisfied are you with your overall online and offline teaching learning - evaluation experience? **3.288**

There were some questions asked to students like-

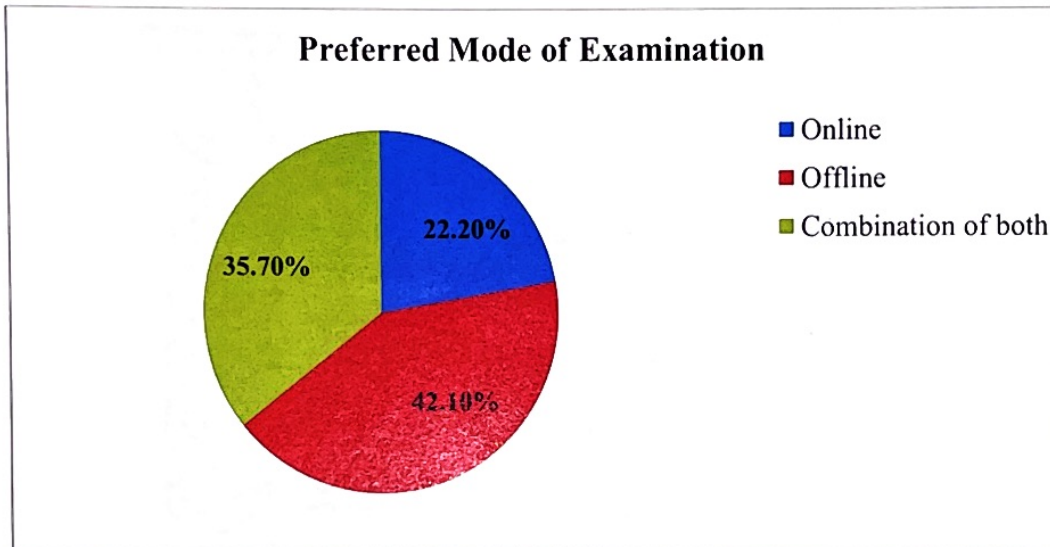
- ✓ Which method of online teaching method is the best (most preferred) according to you?
- ✓ According to you examination and studying more fruitfully is better in which pattern of teaching learning?
- ✓ Which pattern of examination do you prefer?



It can be seen that Power point presentations and Teaching live with pen tablet or whiteboard using laptop are most preferred methods of online mode of teaching according to students.



It is observed that almost 49 % students preferred offline mode of teaching-learning. On the other hand around 37 % of total number of respondents opined that combination of both online as well as offline methods should be used for teaching learning.



We observe that, 42.1 % of the total respondents were of the opinion that examinations should be conducted in an offline mode where as 35.7 % respondents felt that there should be combination of offline as well as online examinations and 22.2 % preferred an online pattern of examination.

The Pooled Satisfaction Index of students on questions 1 to 14 listed above for Teaching – Learning & Evaluation for Hislop College is found to be **3.34** on a 4-point scale based on the 3756 responses of students.

Dr. Jyoti Shiwalkar

Professor & Head, Department of Statistics

In-charge of Annual SSS

Hislop College, Nagpur



PRINCIPAL
HISLOP COLLEGE
NAGPUR.